

TIDAL PREDICTIONS FOR SAMOA - APIA

MARCH 2022

Local Standard Time

Add one hour to the predicted times during periods of Daylight Saving

SUNDAY

MONDAY

TUESDAY

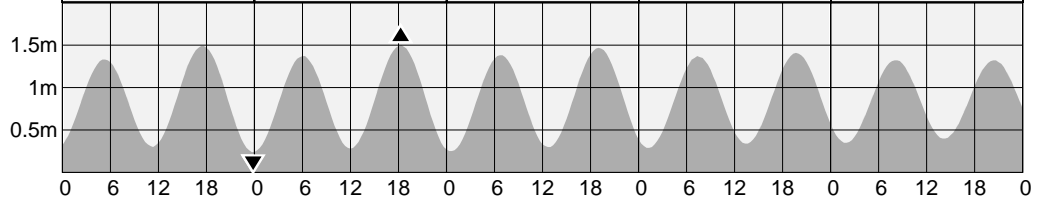
WEDNESDAY

THURSDAY

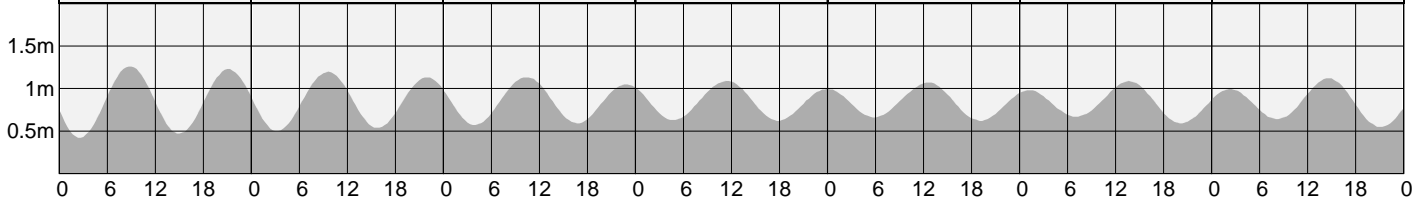
FRIDAY

SATURDAY

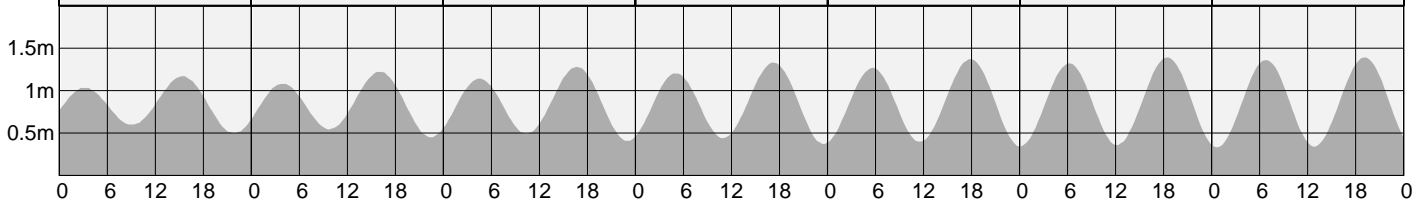
1	0516 1.33 1113 0.30 1730 1.49 ▼2350 0.24	2	0601 1.37 ▲1815 1.50	3	0032 0.25 0645 1.38 1243 0.30 ● 1900 1.47	4	0114 0.28 0726 1.37 1327 0.34 1944 1.41	5	0153 0.35 0808 1.32 1411 0.40 2026 1.32
----------	---	----------	-------------------------	----------	--	----------	--	----------	--



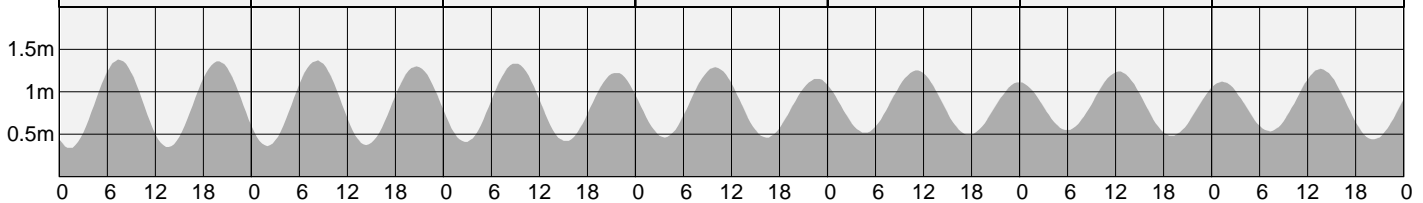
6	0232 0.42 0849 1.26 1457 0.47 2109 1.23	7	0313 0.50 0933 1.20 1545 0.54 2156 1.13	8	0355 0.57 1024 1.13 1642 0.59 2252 1.05	9	0445 0.63 1127 1.09 1749 0.62	10	0000 1.00 0548 0.66 1236 1.07 1903 0.62	11	0114 0.98 0703 0.67 1341 1.08 ☾ 2012 0.59	12	0218 1.00 0811 0.64 1436 1.12 2106 0.55
----------	--	----------	--	----------	--	----------	-------------------------------------	-----------	--	-----------	--	-----------	--



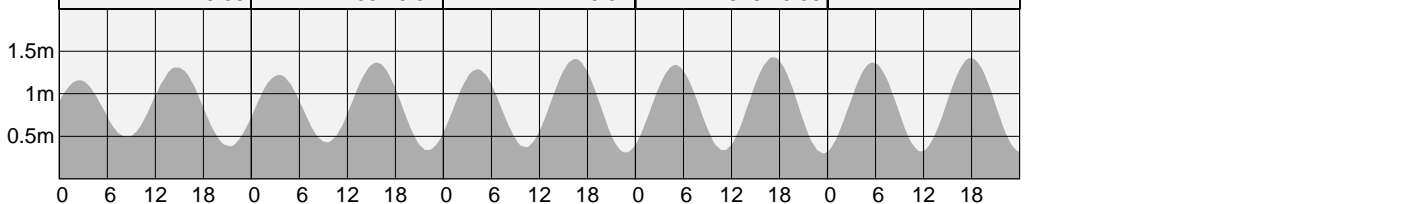
13	0311 1.03 0904 0.60 1523 1.17 2148 0.50	14	0354 1.08 0945 0.54 1603 1.22 2225 0.45	15	0430 1.14 1022 0.49 1640 1.28 2259 0.41	16	0504 1.20 1057 0.44 1715 1.33 2330 0.37	17	0537 1.27 1132 0.39 1751 1.37	18	0004 0.34 0612 1.32 1210 0.36 ○ 1828 1.39	19	0039 0.33 0648 1.36 1249 0.34 1907 1.39
-----------	--	-----------	--	-----------	--	-----------	--	-----------	-------------------------------------	-----------	--	-----------	--



20	0117 0.33 0728 1.38 1333 0.35 1950 1.36	21	0159 0.36 0812 1.37 1422 0.37 2038 1.30	22	0245 0.41 0901 1.33 1517 0.42 2134 1.22	23	0338 0.46 1000 1.29 1623 0.46 2241 1.15	24	0442 0.52 1108 1.25 1739 0.49	25	0000 1.11 0557 0.55 1225 1.24 ● 1900 0.48	26	0118 1.12 0716 0.53 1339 1.26 2014 0.44
-----------	--	-----------	--	-----------	--	-----------	--	-----------	-------------------------------------	-----------	--	-----------	--



27	0228 1.16 0826 0.49 1444 1.31 2114 0.38	28	0326 1.22 0925 0.43 1539 1.37 2203 0.34	29	0415 1.29 1015 0.37 1629 1.41 2247 0.31	30	0500 1.34 1100 0.34 1714 1.43 2328 0.30	31	0541 1.37 1142 0.32 1756 1.42
-----------	--	-----------	--	-----------	--	-----------	--	-----------	-------------------------------------



- ▲ Highest tide of the month
- ▼ Lowest tide of the month
- New moon
- ◐ First quarter
- Full moon
- ◑ Last quarter

© Copyright: Commonwealth of Australia 2021, Bureau of Meteorology

Disclaimer: These tide predictions are supplied in good faith and are believed to be correct. They are not necessarily related to a local hydrographic chart datum.

No warranty is given in respect to errors, omissions, or suitability for any purpose.